

How To Master Graph Editor In AfterEffects

The Art of timing and spacing in motion graphic



01

What is The Timing





It's the art of determining how long
an action takes to complete, from
start to finish.

It refers to the control of overall
speed and rhythm of movements
within an action.

How to Perfect The Timing

- Analyze Existing Animations
- Use Reference Footage



02

What is Spacing





It is the art of Control the distance
between the keyframes “tween, in
between”.

This distance directly influences the
perceived speed and acceleration of
an object's movement.

Key Concept

- **Even Spacing:** This creates a Linear or constant speed of movement.
- **Increasing Spacing:** This creates acceleration, making the object move faster over time.
- **Decreasing Spacing:** This creates deceleration, making the object slow down over time
- **Ease In and Ease Out:** This technique involves gradually increasing and decreasing spacing to create smooth, natural-looking motion.

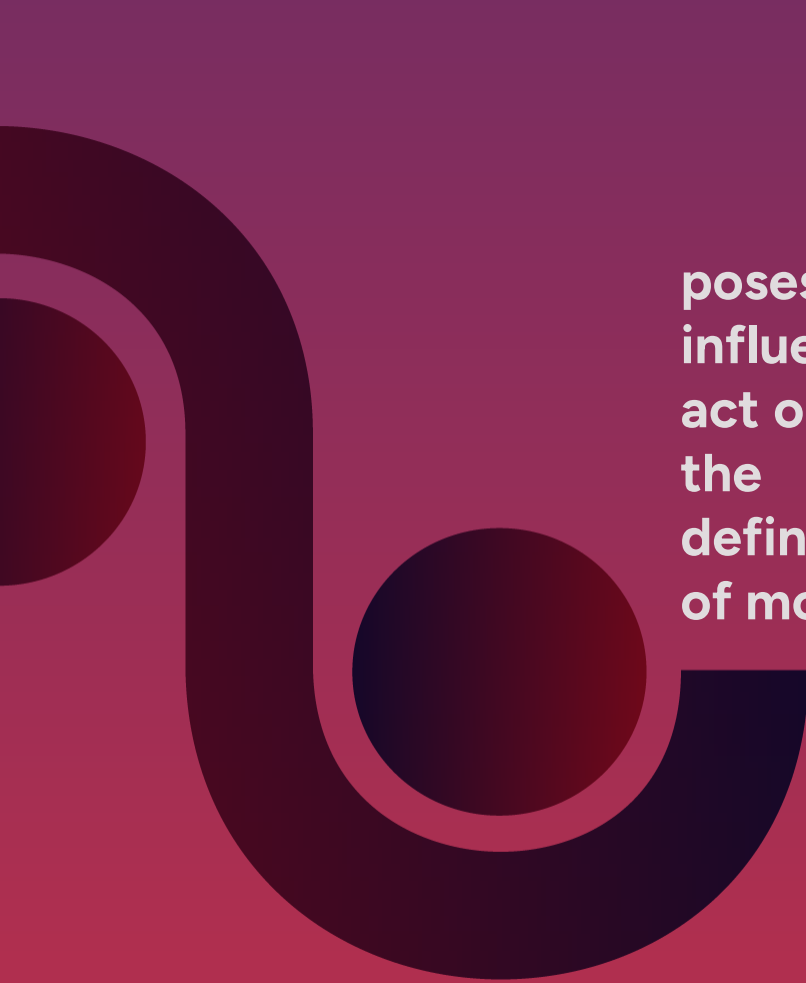




03

Poses in Animation

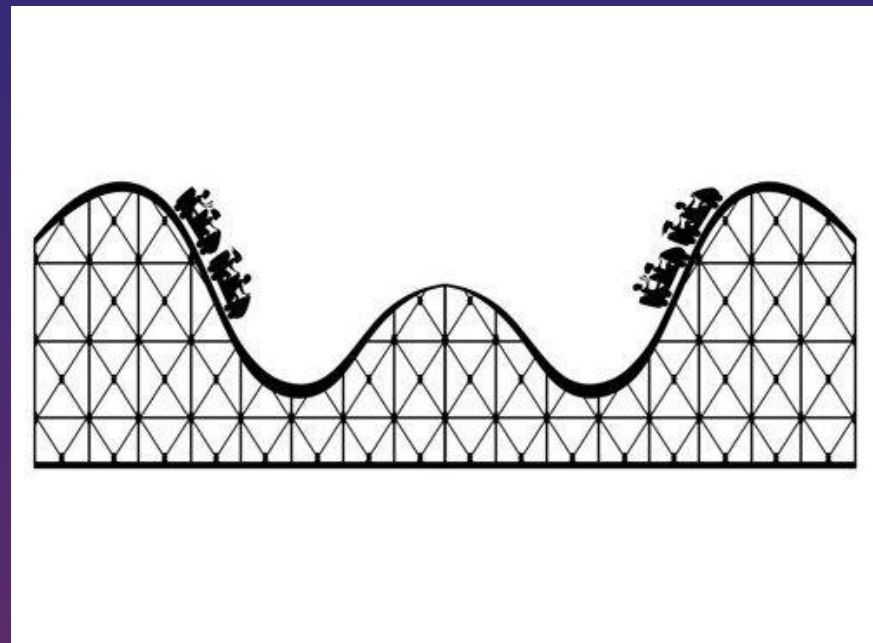
- Always define your key poses

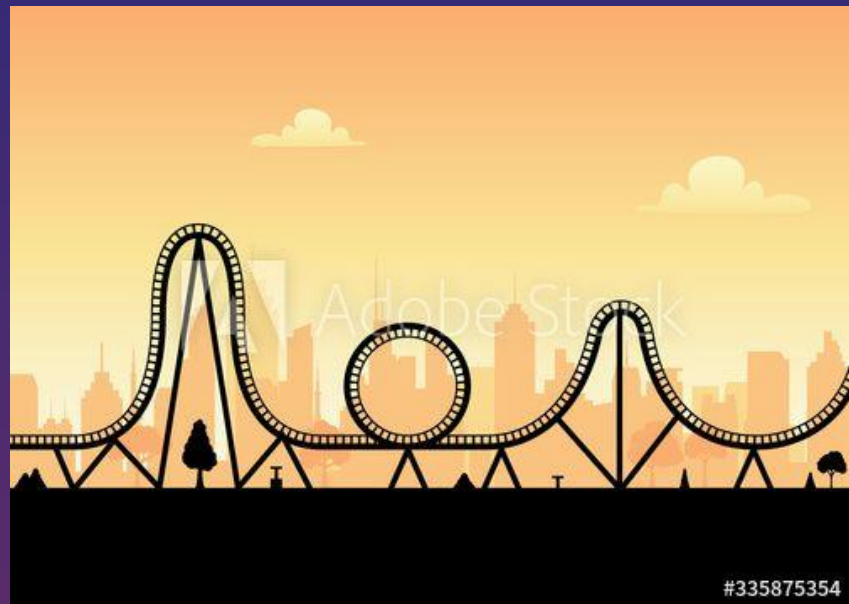


poses are the key positions or influences that a character or object act or do throughout a scene. They are the building blocks of animation, defining the starting and ending points of movement

**Always
think of key
poses in
INFLUENCE**









04

Speed Graph





**The higher the
graph the faster
the movement**

Bezier Handles

They control the shape of the curve between keyframes.

The Influence

The "influence" is the degree to which the curve is affected by the position of the handle.



05

Curved Path with Speed Graph



06

Value Graph





**The More Steep
The More Speed**

07

Curved Path
with Value
Graph



08

**Rove Across Time
VS
Continous Velocity**



A large, stylized lowercase letter 'b' in a dark purple color, positioned on the left side of the slide. It has a thick vertical stem and a rounded, bowl-like shape at the bottom. Inside the bowl, there is a smaller circle with a dark blue-to-purple gradient.

09

Pinball Animation Speed Graph

A large, stylized lowercase letter 'b' in a dark purple color, positioned on the left side of the slide. It has a thick vertical stem and a rounded, bowl-like shape. Inside the bowl, there is a smaller circle with a dark blue-to-purple gradient.

10

Pinball Animation Value Graph

A large, stylized lowercase letter 'b' in a dark purple color, positioned on the left side of the slide. It has a thick vertical stem and a rounded, bowl-like shape. Inside the bowl, there is a smaller circle with a dark blue-to-purple gradient.

11

Advanced Easing Technique



Thanks